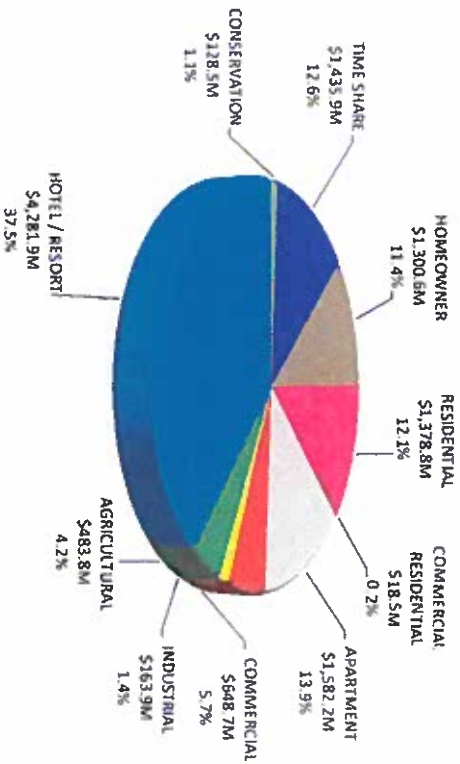


**REVENUE BY DISTRICT
WEST MAUI
FISCAL YEAR 2014 VERSUS 2015**

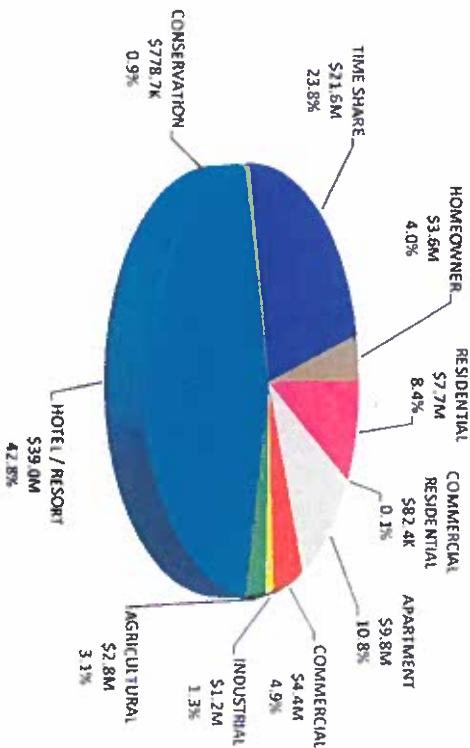
CLASSIFICATION	FY 2014		FY 2014		FY 2014		FY 2015		50% OF		FY 2015		FY 2015		FY 2014		FY 2015	
	TAX RATES	CERTIFIED VALUE	CERTIFIED REVENUE	APPROVED RATES	NET TAXABLE ESTIMATED VALUE	APPEALS TO DATE	CERTIFIED VALUE	ESTIMATED REVENUE*	PERCENT CHANGE	CLASS COUNT	CLASS COUNT	PERCENT CHANGE	CLASS COUNT	CLASS COUNT	PERCENT CHANGE			
TIME SHARE	\$ 15.55	\$ 1,348,264,850	\$ 20,966,518	\$ 15.07	\$ 1,437,379,800	\$ 1,466,300	\$ 1,435,913,500	\$ 21,639,216	3.21%	2,055	2,192	137	6.67%					
RESIDENTIAL	5.75	1,550,473,950	8,915,225	5.57	1,384,412,000	5,625,220	1,378,786,780	7,679,842	-13.86%	1,727	1,546	-181	-10.48%					
COMMERCIAL RESIDENTIAL	4.80	28,464,000	130,934	4.46	18,468,800	0	18,468,800	82,371	-37.09%	14	11	-3	-21.43%					
APARTMENT	6.40	1,620,577,200	10,371,694	6.20	1,587,215,800	5,058,100	1,582,157,700	9,809,378	-5.42%	3,018	2,918	-100	-3.31%					
COMMERCIAL	7.05	679,526,800	4,790,664	6.83	656,284,700	9,547,725	648,706,975	4,430,669	-7.51%	466	462	-4	-0.81%					
INDUSTRIAL	7.30	159,927,400	1,167,470	7.07	163,929,900	0	163,929,900	1,158,984	-0.73%	69	66	-3	-4.35%					
AGRICULTURAL	6.05	515,136,800	3,116,578	5.86	489,854,600	6,010,800	483,843,800	2,835,325	-9.02%	711	705	-6	-0.84%					
CONSERVATION	6.25	140,377,500	877,359	6.06	167,254,200	38,754,200	128,500,000	776,710	-11.24%	172	172	0	0.00%					
HOTEL / RESORT	9.40	3,515,468,000	33,045,399	9.11	4,287,391,100	5,483,775	4,281,907,325	39,008,176	16.04%	5,058	5,364	326	6.45%					
HOMEOWNER	2.87	1,182,858,100	3,394,803	2.78	1,301,594,000	1,043,100	1,300,550,900	3,615,532	6.50%	3,125	3,104	-21	-0.67%					
TOTALS		\$ 10,741,074,600	\$ 86,775,645		\$ 11,495,754,900	\$ 72,989,220	\$ 11,422,765,680	\$ 91,038,202	4.91%	16,445	16,590	145	0.88%					

The estimated revenue does not include the Minimum tax or Circuit Breaker credits

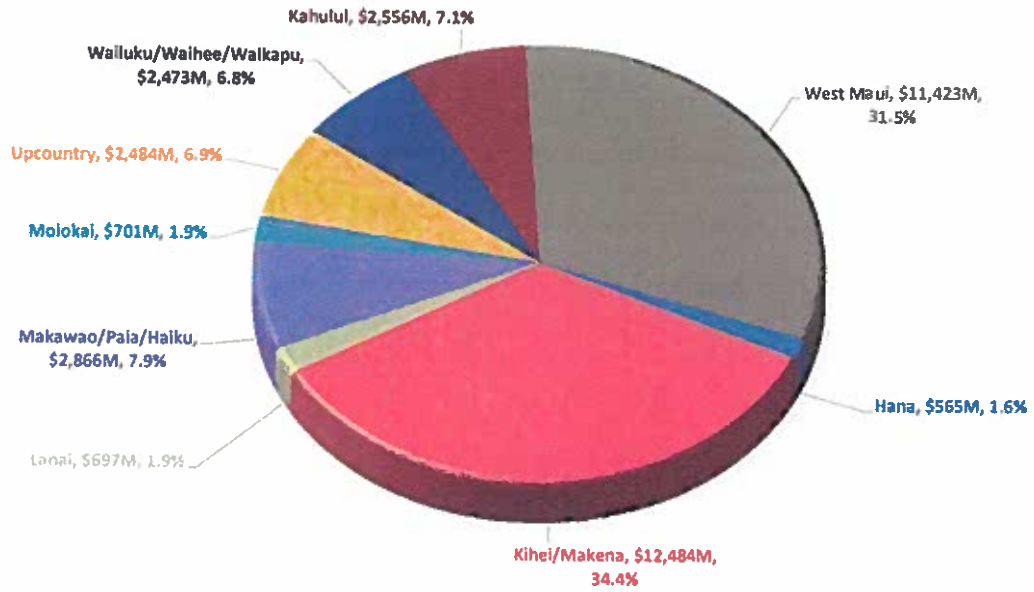
**CERTIFIED VALUES
BY DISTRICT
WEST MAUI**



**ESTIMATED RPT REVENUES*
BY DISTRICT
WEST MAUI**



**FY 2014-2015 CERTIFIED RPA VALUES BY DISTRICT
MAUI COUNTY**



**FY 2014-2015 ESTIMATED RPA REVENUES BY DISTRICT
MAUI COUNTY**

